

**J.H. SEMP AND SONS,
MACHINING, INC.**

790 NORTH NINTH AVENUE
BRIGHTON, COLORADO 80603
PHONE: (303)659-8480
FAX: (303)659-8268
WWW.SEMPANDSONS.COM

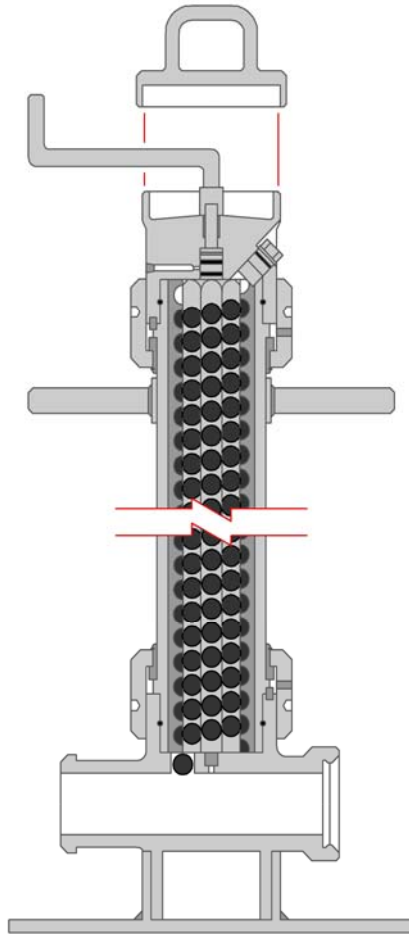
**HIGH-PRESSURE WELL
STIMULATION
COMPONENTS**

BALL INJECTOR
MODEL JHS-200



BALL INJECTOR

MODEL JHS-200



THE JHS-200 BALL INJECTOR IS AN EXCELLENT PERFORMER FOR ANY TYPE OF ENVIRONMENT, AND AS A RESULT IT WILL HELP TO ACHIEVE A MORE SUCCESSFUL SELECTIVE DIVERSION OF FRACTURING OR ACIDIZING FLUIDS IN HIGH PRESSURE STIMULATION TREATMENT

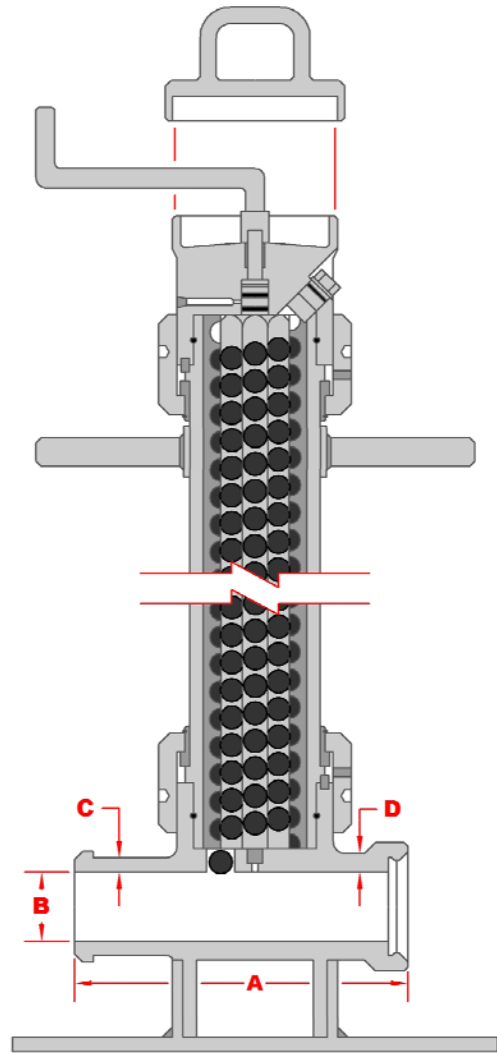
JHS-200 CHARACTERISTICS AND ADVANTAGES:

- HEAVY-DUTY CONSTRUCTION FOR ANY OILFIELD ENVIRONMENT
- HIGH PRESSURE APPLICATION – 15,000 PSI WORKING PRESSURE FOR 2" AND 3" 1502 MODELS WITH 22,500 PSI TEST PRESSURE
- POSITIVE BALL FEED
- FUNCTIONS EQUALLY WELL AT LOW OR HIGH PRESSURE
- WORKS EXTREMELY WELL IN FLUID STREAMS OF VARYING VISCOSITIES, DENSITIES, AND SAND CONCENTRATIONS
- 200 BALL CAPACITY (7/8" DIA.)
- IF A LARGER NUMBER OF BALLS ARE REQUIRED, ADDITIONAL UNITS MAY BE PLACED IN LINE



BALL INJECTOR

MODEL JHS-200 STANDARDS



ASSEMBLY PART NUMBER		200-215	200-310	200-315	200-406	200-410
CONNECTION AND SIZE		2" - 1502	3" - 1002	3" - 1502	4" - 602	4" - 1002
DIMENSIONS	A	13.18"	13.38"	13.38"	13.50"	13.50"
	B	1.75"	2.50"	2.50"	3.00"	3.00"
DESIGN FACTOR		2.00	2.00	2.00	2.00	2.00
MIN. WALL THICKNESS (C)		.545"	.750"	.750"	1.00"	1.00"
SAFETY FACTOR AT C		2.70	3.94	3.94	5.77	3.46
MIN. WALL THICKNESS (D)		.875"	.970"	.970"	1.22"	1.22"
SAFETY FACTOR AT D		3.60	3.79	2.53	8.00	4.80
MAX. WORKING PRESSURE		15,000 PSI	10,000 PSI	15,000 PSI	6000 PSI	10,000 PSI
TEST PRESSURE		22,500 PSI	15,000 PSI	22,500 PSI	9,000 PSI	15,000 PSI



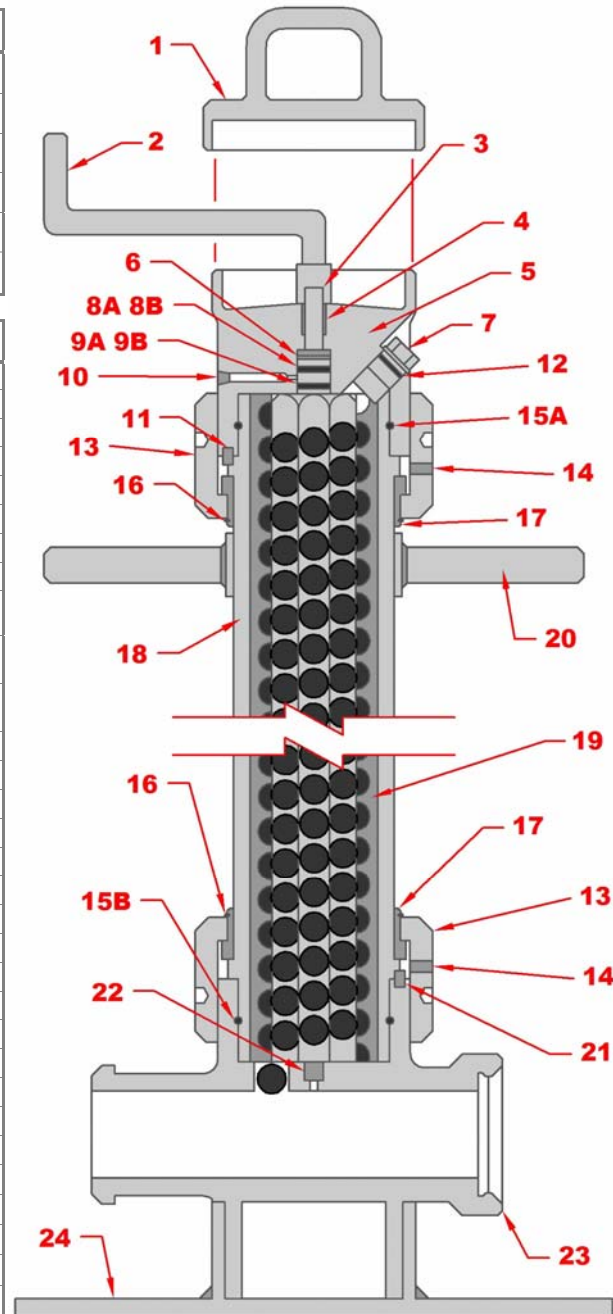
BALL INJECTOR

MODEL JHS-200

PARTS LIST

SIZE	ASSEMBLY NUMBER
2" - 1502	200 - 215
3" - 1002	200 - 310
3" - 1502	200 - 315
4" - 602	200 - 406
4" - 1002	200 - 410
* REPAIR KIT	250

ITEM #	PART #	QTY.	DESCRIPTION
1	201	1	LIFTING CAP
2	202	1	HAND CRANK
3	203	1	VANE SHAFT
4	204	1	BUSHING (TOP)
5	205	1	CONTAINER CAP
6	* 206	1	THRUST BEARING
7	* 207	1	PLUG
8A	* 208-A	2	UPPER SHAFT O-RING
8B	* 208-B	2	UPPER BACKUP O-RING
9A	* 209-A	2	LOWER SHAFT O-RING
9B	* 209-B	2	LOWER BACKUP O-RING
10	210	1	BLEEDING PLUG
11	211	1	CAP PIN
12	* 212	1	PLUG O-RING
13	213	1	NUT
14	214	2	SET SCREW
15A	* 215-A	2	UPPER CONT. O-RING
15B	* 215-B	2	LOWER CONT. O-RING
16	216	2	SNAP RING
17	217	2 SETS	SEGMENT
18	218	1	CONTAINER
19	219	1	SLEEVE
20	220	1	CARRY HANDLE
21	221	1	BASE PIN
22	222	1	BUSHING (BASE)
23	223-215	1	2"-1502 BASE *
	223-310	1	3"-1002 BASE *
	223-315	1	3"-1502 BASE *
	223-406	1	4"-602 BASE *
	223-410	1	4"-1002 BASE *
24	224	1	PLATFORM



* STRAIGHT BASES ALSO AVAILABLE



BALL INJECTOR

MODEL JHS-200

#250 REPAIR KIT

PART #	DESCRIPTION	QTY
206	THRUST BEARING	1
207	PLUG (OPTIONAL)	1
208-A	UPPER SHAFT O-RING	1
208-B	UPPER B-U O-RING	1
209-A	LOWER SHAFT O-RING	1
209-B	LOWER B-U O-RING	1
212	PLUG O-RING	1
215-A	UPPER CONT. O-RING	1
215-B	LOWER CONT. O-RING	1

